

<b>State</b>	Ebonyi
<b>LGC</b>	411208 - Ishielu
<b>Budget being prepared for</b>	2025
<b>Budget Status</b>	Original Budget
<b>Current Year Performance</b>	Performance January to September
<b>Code for receipt of State IGR</b>	12021304

<b>Column</b>	<b>Time Period</b>	<b>Item</b>	<b>Item to Tag (as appropriate)</b>
Data Column 1	2023	Full Year Actuals	
Data Column 2	2024	Approved Budget	
Data Column 3	2024	Performance January to June	
Data Column 4			
Data Column 5			
Data Column 6	2025	Approved Budget	
Data Column 7			
Data Column 8			

**Instructions (see Instructions Manual for more detailed guidance)**

Populate Chart of Accounts segments in **Purple worksheets (ADMIN.C, EXP.C, FUNC.C, FUND.C, LOC.C, REV.C)**, taking the codes from the NCOA Errc Fill in cells B1-B6 above.

Assign Data Items in cells B9:D16 above. Not all Data Columns need to be used.

Hide redundant columns (based on the previous step) in all **Green worksheets (sheets starting A-C)**. Ensure the columns that are hidden in worksheets

Hide redundant **Green worksheets (titled A-C)** based on any Chart of Accounts segments not being used. NOTE - HIDE, DO NOT DELETE.

Ensure all worksheets are protected with password (make note of password). Also protect the workbook with password (make note of password).

Fill in budget submissions in **Blue worksheets 1-5** (in blue cells):

Recurrent Revenues (Revenue Sub-Account Codes 11 and 12) in 1. Rec Revenue

Personnel Expenditure (Expenditure Sub-Account Code 21) in 2. Personnel

Overhead Expenditure (Expenditure Sub-Account Code 22) in 3. Overhead

Capital Expenditure (Expenditure Sub-Account Code 23) in 4. Capital

Capital Receipts (Grants, Loans and Other Capital Receipts - Sub-Account Codes 13 and 14) in 5. Capital

Opening Balance in A.1 Budget Overview

Check all coding in all five worksheets. Review Budget Submission in worksheet A.1 MDA Summary, and adherence to ceilings where applicable.

Use X-Checks to check of coding and arithmetic issues

**Domestication of this Tool in LGCs should be done by persons familiar with the templates and proficient in MS Excel. Any tampering with t**

Password: LGC

Note this should be the budget for 2024. If not, the columns for Current Year Performance in worksheets 1-5 will need adjusting.  
Note this should be the current year performance. If not, the columns for Current Year Performance in worksheets 1-5 will need adjusting.

**Note this should be the budget for the 2025 Budget**

If the LG is preparing a Revised Budget, put adjustments in this column

If the LG is preparing a Revised Budget, this column will automatically calculate the revised budget using the Original Budget and Adjustments

or Checker. Note this must be the same codes as populated in the Consolidation and Publication Templates. **Ensure there are no gaps (blank rows) between**

1-5 (blue tabs) do not contain any data. NOTE - HIDE, DO NOT DELETE.

**The coding, or non-compliance with the instructions above, could render the outputs incorrect.**

**codes.**

Summary				
Item	2023 Full Year Actuals	2024 Approved Budget	2024 Performance January t	
Recurrent Revenue				
Personnel				
Overheads				
Capital				
Capital Receipts				
Total Expenditure				
Total Revenue	0.00			

Admin				
Item	2023 Full Year Actuals	2024 Approved Budget	2024 Performance January t	
Recurrent Revenue				
Personnel				
Overheads				
Capital				
Capital Receipts				
Total Expenditure				
Total Revenue				

Economic				
Item	2023 Full Year Actuals	2024 Approved Budget	2024 Performance January t	
Recurrent Revenue	0.00			
Personnel				
Overheads				
Capital				
Capital Receipts				
Total Expenditure				
Total Revenue				

Function				
Item	2023 Full Year Actuals	2024 Approved Budget	2024 Performance January t	
Recurrent Revenue				

Personnel				
Overheads				
Capital				
Capital Receipts				
Total Expenditure				
Total Revenue				

<b>Location</b>				
<b>Item</b>	<b>2023 Full Year Actuals</b>	<b>2024 Approved Budget</b>	<b>2024 Performance January t</b>	
Recurrent Revenue				
Personnel				
Overheads				
Capital				
Capital Receipts				
Total Expenditure				
Total Revenue				

<b>Capital Receipts</b>				
<b>Item</b>	<b>2023 Full Year Actuals</b>	<b>2024 Approved Budget</b>	<b>2024 Performance January t</b>	
Recurrent Revenue				
Personnel				
Overheads				
Capital				
Capital Receipts				
Total Expenditure				
Total Revenue				

<b>Capital Projects</b>				
<b>Item</b>	<b>2023 Full Year Actuals</b>	<b>2024 Approved Budget</b>	<b>2024 Performance January t</b>	
Recurrent Revenue				
Personnel				
Overheads				
Capital				

Capital Receipts				
Total Expenditure				
Total Revenue				

	<b>2025 Approved Budget</b>		
	#REF!		
	#REF!		

	<b>2025 Approved Budget</b>		

	<b>2025 Approved Budget</b>		
	#REF!		
	#REF!		

	<b>2025 Approved Budget</b>		

	#REF!		
	#REF!		

	2025 Approved Budget		

	2025 Approved Budget		

	2025 Approved Budget		


















































































































































2025 Approved Budget	
2,152,336,942.31	
1,434,891,294.88	
956,594,196.58	
1,913,188,393.17	
27,219,528.00	
17,179,140.00	
20,138,052.00	
10,853,370.00	
33,512,754.00	
20,197,452.00	
50,155,710.00	
3,118,335.00	
9,706,008.00	
1,671,081.00	
56,351,646.00	
3,091,047.00	
3,833,658.00	
41,981,052.00	
53,823,345.00	
29,694,405.00	
64,284,000.00	
99,869,877.00	
38,433,306.00	
17,384,406.00	
48,972,747.00	
531,797,490.00	
29,694,405.00	
2,086,698.00	





































































































































































































Administrative Code	Economic Main Head Code	Economic Detailed Code
011100100100 - Chairman	22020100 - TRAVEL & TRANSPORT - (	22020101 - LOCAL TRAVEL AND TRANSPORT - TRAINING
011100100100 - Chairman	22020300 - MATERIALS & SUPPLIES -	22020301 - OFFICE STATIONARY / COMPUTER CONSUMAB
011100100100 - Chairman	22020400 - MAINTENANCE SERVICES	22020401 - MAINTENANCE OF MOTOR VEHICLE
011100100100 - Chairman	22020400 - MAINTENANCE SERVICES	22020402 - MAINTENANCE OF OFFICE FURNITURE
011100100100 - Chairman	22020500 - TRAINING - GENERAL	22020501 - LOCAL TRAINING
011100100100 - Chairman	22020600 - OTHER SERVICES - GENEI	22020604 - SECURITY VOTE (INCLUDING OPERATIONS)
011100100100 - Chairman	22020700 - CONSULTING & PROFESSI	22020703 - LEGAL SERVICES
011100100100 - Chairman	22021000 - MISCELLANEOUS EXPENS	22021001 - REFRESHMENT AND MEALS
011100100100 - Chairman	22021000 - MISCELLANEOUS EXPENS	22021002 - HONORARIUM AND SITTING ALLOWANCE
011100100100 - Chairman	22021000 - MISCELLANEOUS EXPENS	22021038 - SPECIAL DAY/CELEBRATIONS
011100100200 - Vice-Chairman	22020100 - TRAVEL & TRANSPORT - (	22020101 - LOCAL TRAVEL AND TRANSPORT - TRAINING
011100100200 - Vice-Chairman	22020300 - MATERIALS & SUPPLIES -	22020301 - OFFICE STATIONARY / COMPUTER CONSUMAB
011100100200 - Vice-Chairman	22020400 - MAINTENANCE SERVICES	22020401 - MAINTENANCE OF MOTOR VEHICLE
011100100200 - Vice-Chairman	22021000 - MISCELLANEOUS EXPENS	22021001 - REFRESHMENT AND MEALS
011100100200 - Vice-Chairman	22020500 - TRAINING - GENERAL	22020501 - LOCAL TRAINING
011118300100 - INTERNAL AUDIT	22020300 - MATERIALS & SUPPLIES -	22020301 - OFFICE STATIONARY / COMPUTER CONSUMAB
011202100100 - OFFICE OF THE HOU	22021000 - MISCELLANEOUS EXPENS	22021038 - SPECIAL DAY/CELEBRATIONS
011202100100 - OFFICE OF THE HOU	22020400 - MAINTENANCE SERVICES	22020402 - MAINTENANCE OF OFFICE FURNITURE
011202100100 - OFFICE OF THE HOU	22020500 - TRAINING - GENERAL	22020501 - LOCAL TRAINING
011202100100 - OFFICE OF THE HOU	22021000 - MISCELLANEOUS EXPENS	22021002 - HONORARIUM AND SITTING ALLOWANCE
011202100100 - OFFICE OF THE HOU	22020400 - MAINTENANCE SERVICES	22020401 - MAINTENANCE OF MOTOR VEHICLE
011202100100 - OFFICE OF THE HOU	22020100 - TRAVEL & TRANSPORT - (	22020101 - LOCAL TRAVEL AND TRANSPORT - TRAINING
011202100100 - OFFICE OF THE HOU	22021000 - MISCELLANEOUS EXPENS	22021001 - REFRESHMENT AND MEALS
011202100100 - OFFICE OF THE HOU	22020300 - MATERIALS & SUPPLIES -	22020301 - OFFICE STATIONARY / COMPUTER CONSUMAB
016200100100 - ADMINISTRATION &	22020100 - TRAVEL & TRANSPORT - (	22020102 - LOCAL TRAVEL AND TRANSPORT - OTHERS
016200100100 - ADMINISTRATION &	22020200 - UTILITIES - GENERAL	22020201 - ELECTRICITY CHARGES
016200100100 - ADMINISTRATION &	22020300 - MATERIALS & SUPPLIES -	22020301 - OFFICE STATIONARY / COMPUTER CONSUMAB
016200100100 - ADMINISTRATION &	22020400 - MAINTENANCE SERVICES	22020401 - MAINTENANCE OF MOTOR VEHICLE
016200100100 - ADMINISTRATION &	22020400 - MAINTENANCE SERVICES	22020402 - MAINTENANCE OF OFFICE FURNITURE
016200100100 - ADMINISTRATION &	22020500 - TRAINING - GENERAL	22020501 - LOCAL TRAINING
016200100100 - ADMINISTRATION &	22021000 - MISCELLANEOUS EXPENS	22021001 - REFRESHMENT AND MEALS
016200100100 - ADMINISTRATION &	22021000 - MISCELLANEOUS EXPENS	22021038 - SPECIAL DAY/CELEBRATIONS
016100100100 - SECRETARY TO THE	22020100 - TRAVEL & TRANSPORT - (	22020102 - LOCAL TRAVEL AND TRANSPORT - OTHERS
016100100100 - SECRETARY TO THE	22020300 - MATERIALS & SUPPLIES -	22020301 - OFFICE STATIONARY / COMPUTER CONSUMAB
016100100100 - SECRETARY TO THE	22020400 - MAINTENANCE SERVICES	22020401 - MAINTENANCE OF MOTOR VEHICLE
016100100100 - SECRETARY TO THE	22020400 - MAINTENANCE SERVICES	22020402 - MAINTENANCE OF OFFICE FURNITURE
016100100100 - SECRETARY TO THE	22020500 - TRAINING - GENERAL	22020501 - LOCAL TRAINING

016100100100 - SECRETARY TO THE	22021000 - MISCELLANEOUS EXPENS	22021001 - REFRESHMENT AND MEALS
016100100100 - SECRETARY TO THE	22021000 - MISCELLANEOUS EXPENS	22021038 - SPECIAL DAY/CELEBRATIONS
016100100100 - SECRETARY TO THE	22020600 - OTHER SERVICES - GENEI	22020610 - OTHER SERVICES
016100100100 - SECRETARY TO THE	22020100 - TRAVEL & TRANSPORT - (	22020101 - LOCAL TRAVEL AND TRANSPORT - TRAINING
016100100100 - SECRETARY TO THE	22020300 - MATERIALS & SUPPLIES -	22020301 - OFFICE STATIONARY / COMPUTER CONSUMAB
021500100100 - DEPARTMENT OF AG	22020400 - MAINTENANCE SERVICES	22020402 - MAINTENANCE OF OFFICE FURNITURE
021500100100 - DEPARTMENT OF AG	22020500 - TRAINING - GENERAL	22020501 - LOCAL TRAINING
021500100100 - DEPARTMENT OF AG	22020600 - OTHER SERVICES - GENEI	22020605 - CLEANING AND FUMIGATION SERVICES
021500100100 - DEPARTMENT OF AG	22020700 - CONSULTING & PROFESS	22020707 - AGRICULTURAL CONSULTING
021500100100 - DEPARTMENT OF AG	22021000 - MISCELLANEOUS EXPENS	22021001 - REFRESHMENT AND MEALS
021500100100 - DEPARTMENT OF AG	22021000 - MISCELLANEOUS EXPENS	22021038 - SPECIAL DAY/CELEBRATIONS
022000100100 - DEPARTMENT FINAN	22020100 - TRAVEL & TRANSPORT - (	22020101 - LOCAL TRAVEL AND TRANSPORT - TRAINING
022000100100 - DEPARTMENT FINAN	22020300 - MATERIALS & SUPPLIES -	22020301 - OFFICE STATIONARY / COMPUTER CONSUMAB
022000100100 - DEPARTMENT FINAN	22020300 - MATERIALS & SUPPLIES -	22020305 - PRINTING OF SECURITY DOCUMENTS
022000100100 - DEPARTMENT FINAN	22020400 - MAINTENANCE SERVICES	22020401 - MAINTENANCE OF MOTOR VEHICLE
022000100100 - DEPARTMENT FINAN	22020400 - MAINTENANCE SERVICES	22020402 - MAINTENANCE OF OFFICE FURNITURE
022000100100 - DEPARTMENT FINAN	22020500 - TRAINING - GENERAL	22020501 - LOCAL TRAINING
022000100100 - DEPARTMENT FINAN	22020700 - CONSULTING & PROFESS	22020701 - FINANCIAL CONSULTING
022000100100 - DEPARTMENT FINAN	22021000 - MISCELLANEOUS EXPENS	22021001 - REFRESHMENT AND MEALS
022000100100 - DEPARTMENT FINAN	22021000 - MISCELLANEOUS EXPENS	22021038 - SPECIAL DAY/CELEBRATIONS
023400100100 - DEPARTMENT OF WC	22020100 - TRAVEL & TRANSPORT - (	22020102 - LOCAL TRAVEL AND TRANSPORT - OTHERS
023400100100 - DEPARTMENT OF WC	22020300 - MATERIALS & SUPPLIES -	22020301 - OFFICE STATIONARY / COMPUTER CONSUMAB
023400100100 - DEPARTMENT OF WC	22020400 - MAINTENANCE SERVICES	22020402 - MAINTENANCE OF OFFICE FURNITURE
023400100100 - DEPARTMENT OF WC	22020500 - TRAINING - GENERAL	22020501 - LOCAL TRAINING
023400100100 - DEPARTMENT OF WC	22020700 - CONSULTING & PROFESS	22020706 - SURVEYING SERVICES
023400100100 - DEPARTMENT OF WC	22021000 - MISCELLANEOUS EXPENS	22021001 - REFRESHMENT AND MEALS
023400100100 - DEPARTMENT OF WC	22021000 - MISCELLANEOUS EXPENS	22021038 - SPECIAL DAY/CELEBRATIONS
023800100100 - DEPARTMENT OF BU	22020100 - TRAVEL & TRANSPORT - (	22020102 - LOCAL TRAVEL AND TRANSPORT - OTHERS
023800100100 - DEPARTMENT OF BU	22020300 - MATERIALS & SUPPLIES -	22020301 - OFFICE STATIONARY / COMPUTER CONSUMAB
023800100100 - DEPARTMENT OF BU	22020400 - MAINTENANCE SERVICES	22020402 - MAINTENANCE OF OFFICE FURNITURE
023800100100 - DEPARTMENT OF BU	22020500 - TRAINING - GENERAL	22020501 - LOCAL TRAINING
023800100100 - DEPARTMENT OF BU	22021000 - MISCELLANEOUS EXPENS	22021001 - REFRESHMENT AND MEALS
023800100100 - DEPARTMENT OF BU	22021000 - MISCELLANEOUS EXPENS	22021014 - ANNUAL BUDGET EXPENSES AND ADMINISTRAT
023800100100 - DEPARTMENT OF BU	22021000 - MISCELLANEOUS EXPENS	22021038 - SPECIAL DAY/CELEBRATIONS
051700100100 - DEPARTMENT OF SO	22020100 - TRAVEL & TRANSPORT - (	22020102 - LOCAL TRAVEL AND TRANSPORT - OTHERS
051700100100 - DEPARTMENT OF SO	22020300 - MATERIALS & SUPPLIES -	22020301 - OFFICE STATIONARY / COMPUTER CONSUMAB
051700100100 - DEPARTMENT OF SO	22020400 - MAINTENANCE SERVICES	22020402 - MAINTENANCE OF OFFICE FURNITURE
051700100100 - DEPARTMENT OF SO	22020500 - TRAINING - GENERAL	22020501 - LOCAL TRAINING
051700100100 - DEPARTMENT OF SO	22020300 - MATERIALS & SUPPLIES -	22020310 - TEACHING AIDS / INSTRUCTION MATERIALS





































































































Function Main Head	Function Detailed Code	Location Code	2023 Full Year Actuals
701 - GENERAL PUBLIC SERVICES	70111 - EXECUTIVE AND LEGISLATIVE ORGANS	41120806 - Ezillo II	455,500.00
701 - GENERAL PUBLIC SERVICES	70111 - EXECUTIVE AND LEGISLATIVE ORGANS	41120806 - Ezillo II	313,961.67
701 - GENERAL PUBLIC SERVICES	70111 - EXECUTIVE AND LEGISLATIVE ORGANS	41120806 - Ezillo II	3,000,000.00
702 - GENERAL PUBLIC SERVICES	70111 - EXECUTIVE AND LEGISLATIVE ORGANS	41120806 - Ezillo II	6,218,262.05
703 - GENERAL PUBLIC SERVICES	70111 - EXECUTIVE AND LEGISLATIVE ORGANS	41120806 - Ezillo II	500,000.00
704 - GENERAL PUBLIC SERVICES	70111 - EXECUTIVE AND LEGISLATIVE ORGANS	41120806 - Ezillo II	1,200,000.00
705 - GENERAL PUBLIC SERVICES	70111 - EXECUTIVE AND LEGISLATIVE ORGANS	41120806 - Ezillo II	360,000.00
706 - GENERAL PUBLIC SERVICES	70111 - EXECUTIVE AND LEGISLATIVE ORGANS	41120806 - Ezillo II	1,000,000.00
707 - GENERAL PUBLIC SERVICES	70111 - EXECUTIVE AND LEGISLATIVE ORGANS	41120806 - Ezillo II	3,640,000.04
708 - GENERAL PUBLIC SERVICES	70111 - EXECUTIVE AND LEGISLATIVE ORGANS	41120806 - Ezillo II	1,890,892.67
701 - GENERAL PUBLIC SERVICES	70111 - EXECUTIVE AND LEGISLATIVE ORGANS	41120806 - Ezillo II	210,486.86
701 - GENERAL PUBLIC SERVICES	70111 - EXECUTIVE AND LEGISLATIVE ORGANS	41120806 - Ezillo II	150,000.00
701 - GENERAL PUBLIC SERVICES	70111 - EXECUTIVE AND LEGISLATIVE ORGANS	41120806 - Ezillo II	1,348,368.10
701 - GENERAL PUBLIC SERVICES	70111 - EXECUTIVE AND LEGISLATIVE ORGANS	41120806 - Ezillo II	463,000.00
701 - GENERAL PUBLIC SERVICES	70111 - EXECUTIVE AND LEGISLATIVE ORGANS	41120806 - Ezillo II	354,458.77
704 - ECONOMIC AFFAIRS	70411 - GENERAL ECONOMIC AND COMMERCIAL	41120806 - Ezillo II	240,000.00
701 - GENERAL PUBLIC SERVICES	70133 - OTHER GENERAL SERVICES	41120806 - Ezillo II	648,350.00
701 - GENERAL PUBLIC SERVICES	70111 - EXECUTIVE AND LEGISLATIVE ORGANS	41120806 - Ezillo II	1,333,242.17
701 - GENERAL PUBLIC SERVICES	70111 - EXECUTIVE AND LEGISLATIVE ORGANS	41120806 - Ezillo II	8,863,291.07
701 - GENERAL PUBLIC SERVICES	70111 - EXECUTIVE AND LEGISLATIVE ORGANS	41120806 - Ezillo II	6,295,190.00
708 - GENERAL PUBLIC SERVICES	70111 - EXECUTIVE AND LEGISLATIVE ORGANS	41120806 - Ezillo II	1,580,040.00
709 - GENERAL PUBLIC SERVICES	70111 - EXECUTIVE AND LEGISLATIVE ORGANS	41120806 - Ezillo II	1,975,050.00
710 - GENERAL PUBLIC SERVICES	70111 - EXECUTIVE AND LEGISLATIVE ORGANS	41120806 - Ezillo II	229,716.67
701 - GENERAL PUBLIC SERVICES	70111 - EXECUTIVE AND LEGISLATIVE ORGANS	41120806 - Ezillo II	1,316,700.00
719 - GENERAL PUBLIC SERVICES	70111 - EXECUTIVE AND LEGISLATIVE ORGANS	41120806 - Ezillo II	277,970.00
720 - GENERAL PUBLIC SERVICES	70111 - EXECUTIVE AND LEGISLATIVE ORGANS	41120806 - Ezillo II	441,369.54
721 - GENERAL PUBLIC SERVICES	70111 - EXECUTIVE AND LEGISLATIVE ORGANS	41120806 - Ezillo II	658,350.00
722 - GENERAL PUBLIC SERVICES	70111 - EXECUTIVE AND LEGISLATIVE ORGANS	41120806 - Ezillo II	749,980.00
723 - GENERAL PUBLIC SERVICES	70111 - EXECUTIVE AND LEGISLATIVE ORGANS	41120806 - Ezillo II	874,157.17
724 - GENERAL PUBLIC SERVICES	70111 - EXECUTIVE AND LEGISLATIVE ORGANS	41120806 - Ezillo II	891,165.73
725 - GENERAL PUBLIC SERVICES	70111 - EXECUTIVE AND LEGISLATIVE ORGANS	41120806 - Ezillo II	407,205.33
726 - GENERAL PUBLIC SERVICES	70111 - EXECUTIVE AND LEGISLATIVE ORGANS	41120806 - Ezillo II	483,960.40
727 - GENERAL PUBLIC SERVICES	70111 - EXECUTIVE AND LEGISLATIVE ORGANS	41120806 - Ezillo II	6,000,000.00
728 - GENERAL PUBLIC SERVICES	70111 - EXECUTIVE AND LEGISLATIVE ORGANS	41120806 - Ezillo II	1,200,000.00
729 - GENERAL PUBLIC SERVICES	70111 - EXECUTIVE AND LEGISLATIVE ORGANS	41120806 - Ezillo II	1,200,000.00
730 - GENERAL PUBLIC SERVICES	70111 - EXECUTIVE AND LEGISLATIVE ORGANS	41120806 - Ezillo II	300,000.00
731 - GENERAL PUBLIC SERVICES	70111 - EXECUTIVE AND LEGISLATIVE ORGANS	41120806 - Ezillo II	1,100,000.00

732 - GENERAL PUBLIC SERVICES	70111 - EXECUTIVE AND LEGISLATIVE ORGANS	41120806 - Ezillo II	500,000.00
733 - GENERAL PUBLIC SERVICES	70111 - EXECUTIVE AND LEGISLATIVE ORGANS	41120806 - Ezillo II	1,200,000.00
701 - GENERAL PUBLIC SERVICES	70111 - EXECUTIVE AND LEGISLATIVE ORGANS	41120806 - Ezillo II	18,500,000.00
734 - GENERAL PUBLIC SERVICES	70111 - EXECUTIVE AND LEGISLATIVE ORGANS	41120806 - Ezillo II	28,233.33
735 - GENERAL PUBLIC SERVICES	70111 - EXECUTIVE AND LEGISLATIVE ORGANS	41120806 - Ezillo II	263,340.00
737 - GENERAL PUBLIC SERVICES	70111 - EXECUTIVE AND LEGISLATIVE ORGANS	41120806 - Ezillo II	146,300.00
738 - GENERAL PUBLIC SERVICES	70111 - EXECUTIVE AND LEGISLATIVE ORGANS	41120806 - Ezillo II	51,205.00
739 - GENERAL PUBLIC SERVICES	70111 - EXECUTIVE AND LEGISLATIVE ORGANS	41120806 - Ezillo II	0.00
740 - GENERAL PUBLIC SERVICES	70111 - EXECUTIVE AND LEGISLATIVE ORGANS	41120806 - Ezillo II	0.00
741 - GENERAL PUBLIC SERVICES	70111 - EXECUTIVE AND LEGISLATIVE ORGANS	41120806 - Ezillo II	38,500.00
742 - GENERAL PUBLIC SERVICES	70111 - EXECUTIVE AND LEGISLATIVE ORGANS	41120806 - Ezillo II	713,826.67
743 - GENERAL PUBLIC SERVICES	70111 - EXECUTIVE AND LEGISLATIVE ORGANS	41120806 - Ezillo II	322,006.30
744 - GENERAL PUBLIC SERVICES	70111 - EXECUTIVE AND LEGISLATIVE ORGANS	41120806 - Ezillo II	790,020.00
745 - GENERAL PUBLIC SERVICES	70111 - EXECUTIVE AND LEGISLATIVE ORGANS	41120806 - Ezillo II	1,463,000.00
746 - GENERAL PUBLIC SERVICES	70111 - EXECUTIVE AND LEGISLATIVE ORGANS	41120806 - Ezillo II	439,670.00
747 - GENERAL PUBLIC SERVICES	70111 - EXECUTIVE AND LEGISLATIVE ORGANS	41120806 - Ezillo II	692,398.67
748 - GENERAL PUBLIC SERVICES	70111 - EXECUTIVE AND LEGISLATIVE ORGANS	41120806 - Ezillo II	3,000,000.00
749 - GENERAL PUBLIC SERVICES	70111 - EXECUTIVE AND LEGISLATIVE ORGANS	41120806 - Ezillo II	20,433,565.19
750 - GENERAL PUBLIC SERVICES	70111 - EXECUTIVE AND LEGISLATIVE ORGANS	41120806 - Ezillo II	365,750.00
751 - GENERAL PUBLIC SERVICES	70111 - EXECUTIVE AND LEGISLATIVE ORGANS	41120806 - Ezillo II	1,397,603.90
752 - GENERAL PUBLIC SERVICES	70111 - EXECUTIVE AND LEGISLATIVE ORGANS	41120806 - Ezillo II	0.00
753 - GENERAL PUBLIC SERVICES	70111 - EXECUTIVE AND LEGISLATIVE ORGANS	41120806 - Ezillo II	263,340.00
754 - GENERAL PUBLIC SERVICES	70111 - EXECUTIVE AND LEGISLATIVE ORGANS	41120806 - Ezillo II	147,766.67
755 - GENERAL PUBLIC SERVICES	70111 - EXECUTIVE AND LEGISLATIVE ORGANS	41120806 - Ezillo II	73,150.00
756 - GENERAL PUBLIC SERVICES	70111 - EXECUTIVE AND LEGISLATIVE ORGANS	41120806 - Ezillo II	910,863.80
757 - GENERAL PUBLIC SERVICES	70111 - EXECUTIVE AND LEGISLATIVE ORGANS	41120806 - Ezillo II	88,660.00
758 - GENERAL PUBLIC SERVICES	70111 - EXECUTIVE AND LEGISLATIVE ORGANS	41120806 - Ezillo II	0.00
759 - GENERAL PUBLIC SERVICES	70111 - EXECUTIVE AND LEGISLATIVE ORGANS	41120806 - Ezillo II	43,890.00
760 - GENERAL PUBLIC SERVICES	70111 - EXECUTIVE AND LEGISLATIVE ORGANS	41120806 - Ezillo II	263,340.00
701 - GENERAL PUBLIC SERVICES	70111 - EXECUTIVE AND LEGISLATIVE ORGANS	41120806 - Ezillo II	146,300.00
702 - GENERAL PUBLIC SERVICES	70111 - EXECUTIVE AND LEGISLATIVE ORGANS	41120806 - Ezillo II	1,500,000.00
703 - GENERAL PUBLIC SERVICES	70111 - EXECUTIVE AND LEGISLATIVE ORGANS	41120806 - Ezillo II	53,166.67
704 - GENERAL PUBLIC SERVICES	70111 - EXECUTIVE AND LEGISLATIVE ORGANS	41120806 - Ezillo II	1,463,000.00
705 - GENERAL PUBLIC SERVICES	70111 - EXECUTIVE AND LEGISLATIVE ORGANS	41120806 - Ezillo II	0.00
709 - EDUCATION	70111 - EXECUTIVE AND LEGISLATIVE ORGANS	41120806 - Ezillo II	0.00
709 - EDUCATION	70111 - EXECUTIVE AND LEGISLATIVE ORGANS	41120806 - Ezillo II	263,340.00
709 - EDUCATION	70111 - EXECUTIVE AND LEGISLATIVE ORGANS	41120806 - Ezillo II	162,433.33
709 - EDUCATION	70111 - EXECUTIVE AND LEGISLATIVE ORGANS	41120806 - Ezillo II	101,383.33
709 - EDUCATION	70912 - PRIMARY EDUCATION	41120806 - Ezillo II	4,000,000.00





































































































2024 Approved Budget	2024 Performance January to June	2025 Approved Budget		
10,000,000.00	2,400,000.00	3,500,000.00		
313,961.67	1,800,000.00	1,000,000.00		
8,000,000.00	3,700,000.00	1,400,000.00		
6,218,262.05	3,109,131.00	2,400,000.00		
500,000.00	327,000.00	1,500,000.00		
2,637,800.00	900,000.00	2,637,800.00		
659,560.00	329,780.00	1,200,000.00		
1,000,000.00	605,000.00	1,000,000.00		
892,670.00	690,000.00	10,000,000.00		
1,890,828.67	945,446.00	1,500,000.00		
5,000,000.00	1,200,000.00	2,500,000.00		
313,961.67	960,000.00	300,000.00		
2,000,000.00	1,800,000.00	1,000,000.00		
463,000.00		500,000.00		
354,458.77	100,229.39	500,000.00		
240,000.00	120,000.00	240,000.00		
58,350.00	715,215.00	1,500,000.00		
1,333,242.17	815,600.00	2,000,000.00		
8,863,291.07		5,000,000.00		
14,400,000.00	12,000,000.00	20,000,000.00		
1,580,040.00	1,310,000.00	2,000,000.00		
1,975,050.00	0.00	2,000,000.00		
229,716.67	315,800.00	1,000,000.00		
1,316,700.00		2,000,000.00		
1,650,000.00	825,000.00	1,730,000.00		
1,200,000.00	595,125.03	1,200,000.00		
900,000.00	410,000.00	500,000.00		
3,120,000.00	1,080,000.00	1,500,000.00		
2,160,000.00	0.00	720,000.00		
850,000.00	385,500.00	850,000.00		
300,000.00	0.00	300,000.00		
300,000.00	0.00	300,000.00		
6,000,000.00	0.00	600,000.00		
1,200,000.00	0.00	1,000,000.00		
1,200,000.00	600,000.00	1,200,000.00		
300,000.00	150,000.00	1,200,000.00		
1,100,000.00	0.00	500,000.00		

500,000.00	0.00	500,000.00		
1,200,000.00	0.00	500,000.00		
58,500,000.00	9,000,000.00	137,782,260.00		
800,000.00	0.00	900,000.00		
400,000.00	200,000.00	500,000.00		
1,920,000.00	960,000.00	1,050,000.00		
720,000.00	0.00	350,000.00		
800,000.00	0.00	300,000.00		
500,000.00	0.00	250,000.00		
160,000.00	80,000.00	150,000.00		
160,000.00	0.00	200,000.00		
1,200,000.00	525,120.00	1,000,000.00		
1,200,000.00	600,000.00	1,200,000.00		
300,000.00	0.00	1,000,000.00		
2,280,000.00	1,040,000.00	960,000.00		
2,880,000.00	1,294,200.00	1,500,000.00		
800,000.00	366,122.00	600,000.00		
500,000.00	0.00	1,000,000.00		
300,000.00	122,000.00	300,000.00		
300,000.00	0.00	200,000.00		
800,000.00	0.00	350,000.00		
400,000.00	0.00	200,000.00		
1,920,000.00	960,000.00	500,000.00		
400,000.00	0.00	300,000.00		
350,000.00	0.00	500,000.00		
300,000.00	155,110.00	300,000.00		
0.00	0.00	200,000.00		
500,000.00	0.00	500,000.00		
400,000.00	185,000.00	300,000.00		
1,920,000.00	960,000.00	500,000.00		
720,000.00	288,300.00	300,000.00		
200,000.00	0.00	200,000.00		
1,600,000.00	1,000,000.00	1,600,000.00		
200,000.00	0.00	200,000.00		
800,000.00	275,000.00	500,000.00		
400,000.00	0.00	200,000.00		
1,920,000.00	960,000.00	500,000.00		
800,000.00	328,440.00	300,000.00		
350,000.00	0.00	300,000.00		





































































































2024 Performance	2025 Increment compared to 2024 Budget
24%	-65%
573%	219%
46%	-83%
50%	-61%
65%	200%
34%	0%
50%	82%
61%	0%
77%	1020%
50%	-21%
24%	-50%
306%	-4%
90%	-50%
0%	8%
28%	41%
50%	0%
1226%	2471%
61%	50%
0%	-44%
83%	39%
83%	27%
0%	1%
137%	335%
0%	52%
50%	5%
50%	0%
46%	-44%
35%	-52%
0%	-67%
45%	0%
0%	0%
0%	0%
0%	-90%
0%	-17%
50%	0%
50%	300%
0%	-55%

Admin Code	Economic Code	Function Code	Location Code	2023 Full Year Actuals
011100100100	22020101	70111	41120806	455,500.00
011100100100	22020301	70111	41120806	313,961.67
011100100100	22020401	70111	41120806	3,000,000.00
011100100100	22020402	70111	41120806	6,218,262.05
011100100100	22020501	70111	41120806	500,000.00
011100100100	22020604	70111	41120806	1,200,000.00
011100100100	22020703	70111	41120806	360,000.00
011100100100	22021001	70111	41120806	1,000,000.00
011100100100	22021002	70111	41120806	3,640,000.04
011100100100	22021038	70111	41120806	1,890,892.67
011100100200	22020101	70111	41120806	210,486.86
011100100200	22020301	70111	41120806	150,000.00
011100100200	22020401	70111	41120806	1,348,368.10
011100100200	22021001	70111	41120806	463,000.00
011100100200	22020501	70111	41120806	354,458.77
011118300100	22020301	70411	41120806	240,000.00
011202100100	22021038	70133	41120806	648,350.00
011202100100	22020402	70111	41120806	1,333,242.17
011202100100	22020501	70111	41120806	8,863,291.07
011202100100	22021002	70111	41120806	6,295,190.00
011202100100	22020401	70111	41120806	1,580,040.00
011202100100	22020101	70111	41120806	1,975,050.00
011202100100	22021001	70111	41120806	229,716.67
011202100100	22020301	70111	41120806	1,316,700.00
016200100100	22020102	70111	41120806	277,970.00
016200100100	22020201	70111	41120806	441,369.54
016200100100	22020301	70111	41120806	658,350.00
016200100100	22020401	70111	41120806	749,980.00
016200100100	22020402	70111	41120806	874,157.17
016200100100	22020501	70111	41120806	891,165.73
016200100100	22021001	70111	41120806	407,205.33
016200100100	22021038	70111	41120806	483,960.40
016100100100	22020102	70111	41120806	6,000,000.00
016100100100	22020301	70111	41120806	1,200,000.00
016100100100	22020401	70111	41120806	1,200,000.00
016100100100	22020402	70111	41120806	300,000.00
016100100100	22020501	70111	41120806	1,100,000.00

0%	0%
0%	-58%
15%	136%
0%	13%
50%	25%
50%	-45%
0%	-51%
0%	-63%
0%	-50%
50%	-6%
0%	25%
44%	-17%
50%	0%
0%	233%
46%	-58%
45%	-48%
46%	-25%
0%	100%
41%	0%
0%	-33%
0%	-56%
0%	-50%
50%	-74%
0%	-25%
0%	43%
52%	0%
0%	0%
46%	-25%
50%	-74%
40%	-58%
0%	0%
63%	0%
0%	0%
34%	-38%
0%	-50%
50%	-74%
41%	-63%
0%	-14%

016100100100	22021001	70111	41120806	500,000.00
016100100100	22021038	70111	41120806	1,200,000.00
016100100100	22020610	70111	41120806	18,500,000.00
016100100100	22020101	70111	41120806	28,233.33
016100100100	22020301	70111	41120806	263,340.00
021500100100	22020402	70111	41120806	146,300.00
021500100100	22020501	70111	41120806	51,205.00
021500100100	22020605	70111	41120806	0.00
021500100100	22020707	70111	41120806	0.00
021500100100	22021001	70111	41120806	38,500.00
021500100100	22021038	70111	41120806	713,826.67
022000100100	22020101	70111	41120806	322,006.30
022000100100	22020301	70111	41120806	790,020.00
022000100100	22020305	70111	41120806	1,463,000.00
022000100100	22020401	70111	41120806	439,670.00
022000100100	22020402	70111	41120806	692,398.67
022000100100	22020501	70111	41120806	3,000,000.00
022000100100	22020701	70111	41120806	20,433,565.19
022000100100	22021001	70111	41120806	365,750.00
022000100100	22021038	70111	41120806	1,397,603.90
023400100100	22020102	70111	41120806	0.00
023400100100	22020301	70111	41120806	263,340.00
023400100100	22020402	70111	41120806	147,766.67
023400100100	22020501	70111	41120806	73,150.00
023400100100	22020706	70111	41120806	910,863.80
023400100100	22021001	70111	41120806	88,660.00
023400100100	22021038	70111	41120806	0.00
023800100100	22020102	70111	41120806	43,890.00
023800100100	22020301	70111	41120806	263,340.00
023800100100	22020402	70111	41120806	146,300.00
023800100100	22020501	70111	41120806	1,500,000.00
023800100100	22021001	70111	41120806	53,166.67
023800100100	22021014	70111	41120806	1,463,000.00
023800100100	22021038	70111	41120806	0.00
051700100100	22020102	70111	41120806	0.00
051700100100	22020301	70111	41120806	263,340.00
051700100100	22020402	70111	41120806	162,433.33
051700100100	22020501	70111	41120806	101,383.33
051700100100	22020310	70912	41120806	4,000,000.00













































































































































































































Economic Code	Function	Location	2025 Approved Budget	
22020101	70111	41120806	3,500,000.00	
22020301	70111	41120806	1,000,000.00	
22020401	70111	41120806	1,400,000.00	
22020402	70111	41120806	2,400,000.00	
22020501	70111	41120806	1,500,000.00	
22020604	70111	41120806	2,637,800.00	
22020703	70111	41120806	1,200,000.00	
22021001	70111	41120806	1,000,000.00	
22021002	70111	41120806	10,000,000.00	
22021038	70111	41120806	1,500,000.00	
22020101	70111	41120806	2,500,000.00	
22020301	70111	41120806	300,000.00	
22020401	70111	41120806	1,000,000.00	
22021001	70111	41120806	500,000.00	
22020501	70111	41120806	500,000.00	
22020301	70411	41120806	240,000.00	
22021038	70133	41120806	1,500,000.00	
22020402	70111	41120806	2,000,000.00	
22020501	70111	41120806	5,000,000.00	
22021002	70111	41120806	20,000,000.00	
22020401	70111	41120806	2,000,000.00	
22020101	70111	41120806	2,000,000.00	
22021001	70111	41120806	1,000,000.00	
22020301	70111	41120806	2,000,000.00	
22020102	70111	41120806	1,730,000.00	
22020201	70111	41120806	1,200,000.00	
22020301	70111	41120806	500,000.00	
22020401	70111	41120806	1,500,000.00	
22020402	70111	41120806	720,000.00	
22020501	70111	41120806	850,000.00	
22021001	70111	41120806	300,000.00	
22021038	70111	41120806	300,000.00	
22020102	70111	41120806	600,000.00	
22020301	70111	41120806	1,000,000.00	
22020401	70111	41120806	1,200,000.00	
22020402	70111	41120806	1,200,000.00	
22020501	70111	41120806	500,000.00	

22021001	70111	41120806	500,000.00	
22021038	70111	41120806	500,000.00	
22020610	70111	41120806	137,782,260.00	
22020101	70111	41120806	900,000.00	
22020301	70111	41120806	500,000.00	
22020402	70111	41120806	1,050,000.00	
22020501	70111	41120806	350,000.00	
22020605	70111	41120806	300,000.00	
22020707	70111	41120806	250,000.00	
22021001	70111	41120806	150,000.00	
22021038	70111	41120806	200,000.00	
22020101	70111	41120806	1,000,000.00	
22020301	70111	41120806	1,200,000.00	
22020305	70111	41120806	1,000,000.00	
22020401	70111	41120806	960,000.00	
22020402	70111	41120806	1,500,000.00	
22020501	70111	41120806	600,000.00	
22020701	70111	41120806	1,000,000.00	
22021001	70111	41120806	300,000.00	
22021038	70111	41120806	200,000.00	
22020102	70111	41120806	350,000.00	
22020301	70111	41120806	200,000.00	
22020402	70111	41120806	500,000.00	
22020501	70111	41120806	300,000.00	
22020706	70111	41120806	500,000.00	
22021001	70111	41120806	300,000.00	
22021038	70111	41120806	200,000.00	
22020102	70111	41120806	500,000.00	
22020301	70111	41120806	300,000.00	
22020402	70111	41120806	500,000.00	
22020501	70111	41120806	300,000.00	
22021001	70111	41120806	200,000.00	
22021014	70111	41120806	1,600,000.00	
22021038	70111	41120806	200,000.00	
22020102	70111	41120806	500,000.00	
22020301	70111	41120806	200,000.00	
22020402	70111	41120806	500,000.00	
22020501	70111	41120806	300,000.00	
22020310	70912	41120806	300,000.00	





































































































**Project Description (Narrative)**

**Receipt Description (Narrative)**



<b>Revenue by Economic</b>	<b>2025 Budget</b>
Opening Balance	-
Statutory Allocation	2,152,336,942
VAT	1,434,891,295
Other FAAC	2,869,782,590
LG IGR	1,215,049,512
Share of State IGR	-
Other (Capital Receipts)	-
<b>Total Revenue</b>	<b>7,672,060,339</b>

<b>Expenditure by Economic</b>	<b>2025 Budget</b>
Personnel	#REF!
Grants / Contributions to State	-
Other Recurrent	240,020,060
Capital	4,940,000,000
<b>Total Expenditure</b>	<b>#REF!</b>

<b>Expenditure by Sector</b>	<b>2025 Budget</b>
Education	358,261,185
Health	367,963,836
Other Social	19,088,000
Agriculture	196,558,035
Other Economic	2,705,409,669
Administration	2,601,504,972
Law and Justice	-
<b>Total Expenditure</b>	<b>6,248,785,697</b>

**411208 - Ishielu Local Government, Ebonyi State: 2025 E**

<b>Expenditure by Capital Project (10 Largest Projects)</b>
contribution to local government and state joint project and programs
construction od a storey building council hall including legislative hall at the local govern
grading and lateriting of the agba-ezzagu 1 & 2, amezu,nkalagu,iyonu,ntezi and azuinyab
construction of toto bridges mini bridge and 300 different culverts where necessary across
construction of abashi bridge
construction of ochiri bridge in nkalaha
purchase of official cars to executive chairman, politcal office holders ofthecouncil and of
provision of essential community projects in each of the council wards
insallation of 2km solar light across all the communities and major enugu/abakaliki expre
construction of local government princiapal and staff quarters at the council headquaters
<i>Other Capital Projects</i>
<b>Total</b>

### Budget Overview

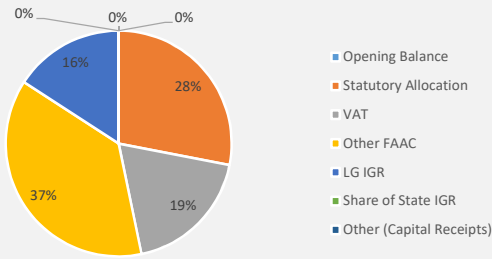
Capital Expenditure	Expenditure by Ward	2025 Budget - Total Expenditure
900,000,000		
300,000,000	Agba	500,000,000.00
300,000,000	Amaezu	70,000,000.00
300,000,000	Azuinyaba "A"	150,000,000.00
250,000,000	Azuinyaba "B"	150,000,000.00
250,000,000	Ezillo I	321,000,000.00
200,000,000	Ezillo II	3,312,785,696.70
150,000,000	Ezzagu(Nkomor)	30,000,000.00
150,000,000	Ezzagu(Ogboji)	925,000,000.00
150,000,000	Iyonu	300,000,000.00
1,990,000,000	Nkalagu	15,000,000.00
<b>4,940,000,000</b>	Nkalaha	335,000,000.00
	Ntezi	10,000,000.00
	Obeagu	70,000,000.00
	Ohofia	10,000,000.00
	Okpoto	10,000,000.00
	Umuhuali	40,000,000.00
	<b>Total</b>	<b>6,248,785,696.70</b>



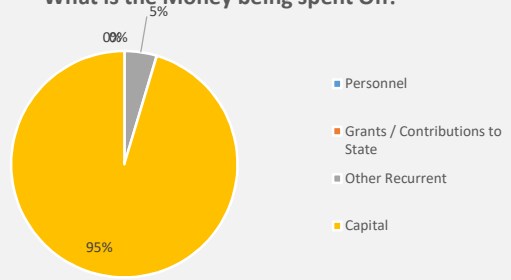
<b>Total Expenditure</b>
<b>Capital Expenditure</b>
500,000,000.00
70,000,000.00
150,000,000.00
150,000,000.00
321,000,000.00
2,004,000,000.00
30,000,000.00
925,000,000.00
300,000,000.00
15,000,000.00
335,000,000.00
10,000,000.00
70,000,000.00
10,000,000.00
10,000,000.00
40,000,000.00
<b>6,248,785,696.70</b>

## 411208 - Ishielu Local Government, Ebony State: 2025 Budget Overview

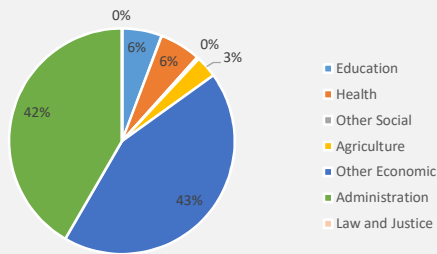
### Where is the Money coming from?



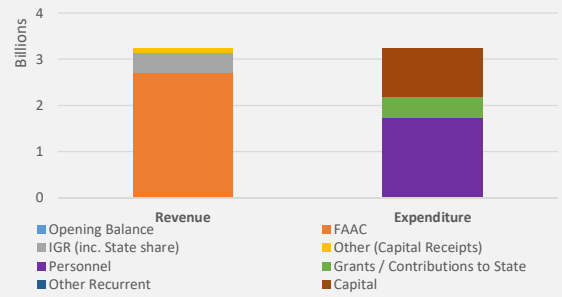
### What is the Money being spent On?



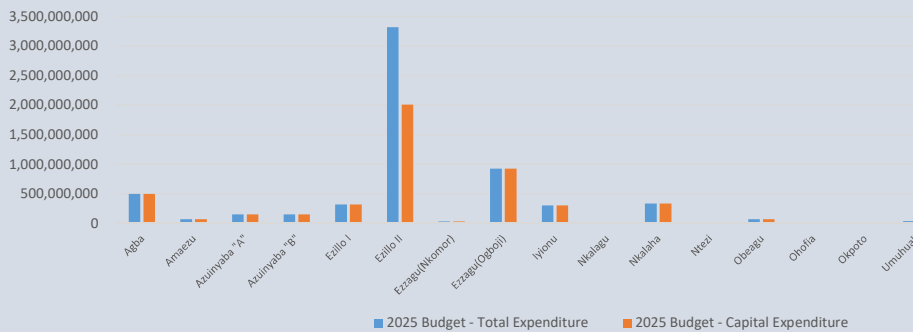
### Who is Spending the Money?



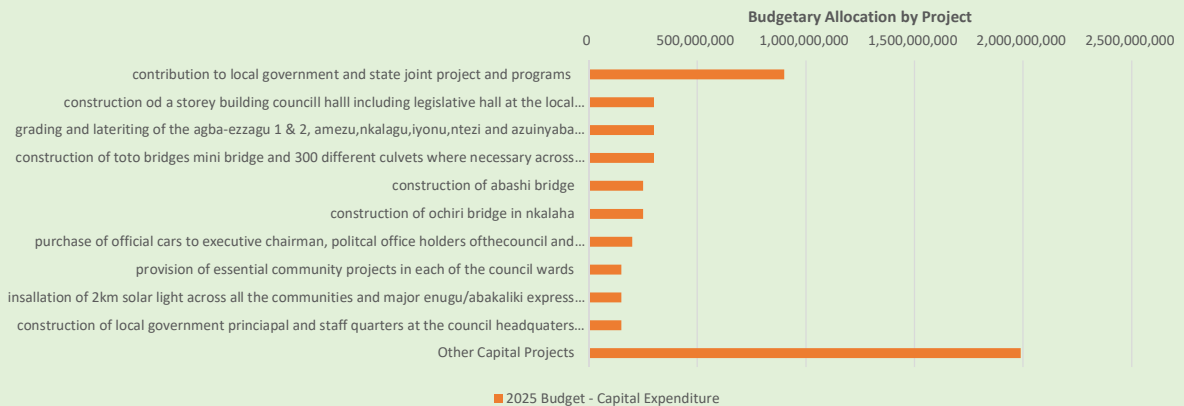
### Inflows and Outflows



### Where is the Money being Spent?



### What Capital Projects are being Implemented (ten largest projects)?



**411208 - Ishielu Local Government, Ebonyi State - 2025 Budget: Summary**

<b>Item</b>	<b>2023 Full Year Actuals</b>
<b>Opening Balance</b>	
<b>Recurrent Revenue</b>	<b>2,672,720,592.80</b>
11 - GOVERNMENT SHARE OF FAAC	2,649,239,001.80
12 - INDEPENDENT REVENUE	23,481,591.00
<b>Recurrent Expenditure</b>	<b>1,327,088,319.70</b>
21 - PERSONNEL COST	1,204,754,972.57
22 - OTHER RECURRENT COSTS	122,333,347.13
<b>Transfer to Capital Account</b>	<b>1,345,632,273.10</b>
<b>Capital Receipts</b>	-
13 - AID AND GRANTS	-
14 - CAPITAL DEVELOPMENT FUND (CDF) RECEIPTS	-
<b>23 - CAPITAL EXPENDITURE</b>	<b>1,241,480,500.00</b>
<b>Total Revenue (including OB)</b>	<b>2,672,720,592.80</b>
<b>Total Expenditure</b>	<b>2,568,568,819.70</b>
<b>Closing Balance</b>	<b>104,151,773.10</b>

<b>2024 Approved Budget</b>	<b>2024 Performance January to June</b>	<b>2025 Approved Budget</b>
<b>3,924,838,996.65</b>	<b>2,082,743,553.32</b>	<b>7,672,060,338.94</b>
3,514,660,738.65	1,757,330,369.32	6,457,010,826.94
410,178,258.00	325,413,184.00	1,215,049,512.00
<b>2,163,719,828.35</b>	<b>1,048,086,794.30</b>	<b>#REF!</b>
1,978,478,935.61	989,338,675.88	#REF!
185,240,892.74	58,748,118.42	240,020,060.00
<b>1,761,119,168.30</b>	<b>1,034,656,759.02</b>	<b>#REF!</b>
-	-	-
-	-	-
-	-	-
<b>2,383,700,000.00</b>	<b>541,613,660.00</b>	<b>4,940,000,000.00</b>
<b>3,924,838,996.65</b>	<b>2,082,743,553.32</b>	<b>7,672,060,338.94</b>
<b>4,547,419,828.35</b>	<b>1,589,700,454.30</b>	<b>#REF!</b>
- <b>622,580,831.70</b>	<b>493,043,099.02</b>	<b>#REF!</b>

	-
-	-
-	-
-	-
-	-
-	-
-	-
-	-
-	-
-	-
-	-
-	-
-	-
-	-
-	-

**411208 - Ishielu Local Government, Ebonyi State - 2025 Budget: Expenditure by MDA**

<b>Code</b>	<b>Administrative Unit</b>
	<b><i>Total Expenditure</i></b>
<b>01000000000</b>	<b>ADMINISTRATION SECTOR</b>
<b>01110000000</b>	<b>OFFICE OF THE LG CHAIRMAN</b>
011100100100	Chairman
011100100200	Vice-Chairman
011118300100	INTERNAL AUDIT
011100500100	ADVISER/ ASSISTANT TO THE CHAIRMAN/ VICE CHAIRMAN
<b>01120000000</b>	<b>LOCAL GOVT COUNCIL</b>
011200100100	THE COUNCIL
011200500100	ASSISTANTS/AIDES/ADVISERS
011200700100	COUNCIL COMMITTEES
011202100100	OFFICE OF THE HOUSE LEADER
011202100200	OFFICE OF THE DEPUTY LEADER
011202100300	OFFICE OF THE MAJORITY LEADER
011202100400	OFFICE OF THE DEPUTY MAJORITY LEADER
011202100500	OFFICE OF THE MINORITY LEADER;
011202100600	OFFICE OF THE DEPUTY MINORITY LEADER
011202100700	OFFICE OF THE CHIEF WHIP
011202100800	OFFICE OF THE DEPUTY CHIEF WHIP
011202200100	CLERK TO THE HOUSE
<b>01620000000</b>	<b>ADMINISTRATION &amp; GENERAL SERVICES</b>
016200100100	ADMINISTRATION & GENERAL SERVICES
<b>01610000000</b>	<b>SECRETARY TO THE LOCAL GOVERNMENT</b>
016100100100	SECRETARY TO THE LOCAL GOVERNMENT
<b>02000000000</b>	<b>ECONOMIC SECTOR</b>
<b>02150000000</b>	<b>DEPARTMENT OF AGRICULTURE &amp; NATURAL RESOURCES</b>
021500100100	DEPARTMENT OF AGRICULTURE & NATURAL RESOURCES
<b>02200000000</b>	<b>DEPARTMENT FINANCE AND SUPPLIES</b>
022000100100	DEPARTMENT FINANCE AND SUPPLIES
<b>02340000000</b>	<b>DEPARTMENT OF WORKS, TRANSPORT, HOUSING, LANDS AND SURVEY</b>
023400100100	DEPARTMENT OF WORKS, TRANSPORT, HOUSING, LANDS AND SURVEY
<b>02380000000</b>	<b>DEPARTMENT OF BUDGET, PLANNING, RESEARCH &amp; STATISTICS (BPRS)</b>
023800100100	DEPARTMENT OF BUDGET, PLANNING, RESEARCH & STATISTICS (BPRS)
<b>02520000000</b>	<b>WATER, SANITATION &amp; HYGIENE (WASH)</b>
025200100100	WATER, SANITATION & HYGIENE (WASH)
<b>05000000000</b>	<b>SOCIAL SECTOR</b>
<b>05140000000</b>	<b>WOMEN DEVELOPMENT OFFICE</b>
051400100100	WOMEN DEVELOPMENT OFFICE
<b>05170000000</b>	<b>DEPARTMENT OF SOCIAL DEVELOPMENT, EDUCATION, INFORMATION, SPORTS AND RECREATION</b>
051700100100	DEPARTMENT OF SOCIAL DEVELOPMENT, EDUCATION, INFORMATION, SPORTS AND RECREATION
051702600100	PRIMARY SCHOOL TEACHERS
<b>05210000000</b>	<b>DEPARTMENT OF PRIMARY HEALTH CARE (PHC)</b>
052100100100	DEPARTMENT OF PRIMARY HEALTH CARE (PHC)
<b>05510000000</b>	<b>TRADITIONAL RULERS' COUNCIL</b>
055100100100	TRADITIONAL RULERS' COUNCIL



















Personnel Expenditure	Overhead Expenditure	Total Recurrent Expenditure
<b>#REF!</b>	<b>240,020,060.00</b>	<b>#REF!</b>
<b>#REF!</b>	<b>218,460,060.00</b>	<b>#REF!</b>
<b>#REF!</b>	<b>31,177,800.00</b>	<b>#REF!</b>
#REF!	26,137,800.00	#REF!
#REF!	4,800,000.00	#REF!
#REF!	240,000.00	#REF!
#REF!	-	#REF!
<b>#REF!</b>	<b>35,500,000.00</b>	<b>#REF!</b>
#REF!	-	#REF!
13,211,688.00	-	13,211,688.00
1,386,216.00	-	1,386,216.00
1,419,987.60	35,500,000.00	36,919,987.60
15,777,640.00	-	15,777,640.00
4,320,000.00	-	4,320,000.00
8,640,000.00	-	8,640,000.00
1,330,120.00	-	1,330,120.00
1,330,120.00	-	1,330,120.00
1,330,120.00	-	1,330,120.00
1,330,120.00	-	1,330,120.00
1,577,764.00	-	1,577,764.00
<b>185,572,304.00</b>	<b>7,100,000.00</b>	<b>192,672,304.00</b>
185,572,304.00	7,100,000.00	192,672,304.00
<b>1,294,860.00</b>	<b>144,682,260.00</b>	<b>145,977,120.00</b>
1,294,860.00	144,682,260.00	145,977,120.00
<b>460,957,704.10</b>	<b>16,010,000.00</b>	<b>476,967,704.10</b>
<b>159,258,035.00</b>	<b>2,300,000.00</b>	<b>161,558,035.00</b>
159,258,035.00	2,300,000.00	161,558,035.00
<b>110,409,308.10</b>	<b>7,760,000.00</b>	<b>118,169,308.10</b>
110,409,308.10	7,760,000.00	118,169,308.10
<b>148,494,176.00</b>	<b>2,350,000.00</b>	<b>150,844,176.00</b>
148,494,176.00	2,350,000.00	150,844,176.00
<b>37,676,185.00</b>	<b>3,600,000.00</b>	<b>41,276,185.00</b>
37,676,185.00	3,600,000.00	41,276,185.00
<b>5,120,000.00</b>	-	<b>5,120,000.00</b>
5,120,000.00	-	5,120,000.00
<b>309,763,021.00</b>	<b>5,550,000.00</b>	<b>315,313,021.00</b>
<b>5,088,000.00</b>	-	<b>5,088,000.00</b>
5,088,000.00	-	5,088,000.00
<b>136,061,185.00</b>	<b>2,200,000.00</b>	<b>138,261,185.00</b>
122,455,066.50	2,200,000.00	124,655,066.50
13,606,118.50	-	13,606,118.50
<b>154,613,836.00</b>	<b>3,350,000.00</b>	<b>157,963,836.00</b>
154,613,836.00	3,350,000.00	157,963,836.00
<b>14,000,000.00</b>	-	<b>14,000,000.00</b>
14,000,000.00	-	14,000,000.00



















Capital Expenditure	Total Expenditure
<b><u>4,940,000,000.00</u></b>	<b><u>#REF!</u></b>
<b>2,085,000,000.00</b>	<b>#REF!</b>
<b>2,085,000,000.00</b>	<b>#REF!</b>
2,085,000,000.00	#REF!
-	#REF!
-	#REF!
-	#REF!
-	<b>#REF!</b>
-	#REF!
-	13,211,688.00
-	1,386,216.00
-	36,919,987.60
-	15,777,640.00
-	4,320,000.00
-	8,640,000.00
-	1,330,120.00
-	1,330,120.00
-	1,330,120.00
-	1,330,120.00
-	1,577,764.00
-	<b>192,672,304.00</b>
-	192,672,304.00
-	<b>145,977,120.00</b>
-	145,977,120.00
<b>2,425,000,000.00</b>	<b>2,901,967,704.10</b>
<b>35,000,000.00</b>	<b>196,558,035.00</b>
35,000,000.00	196,558,035.00
-	<b>118,169,308.10</b>
-	118,169,308.10
<b>2,160,000,000.00</b>	<b>2,310,844,176.00</b>
2,160,000,000.00	2,310,844,176.00
-	<b>41,276,185.00</b>
-	41,276,185.00
<b>230,000,000.00</b>	<b>235,120,000.00</b>
230,000,000.00	235,120,000.00
<b>430,000,000.00</b>	<b>745,313,021.00</b>
-	<b>5,088,000.00</b>
-	5,088,000.00
<b>220,000,000.00</b>	<b>358,261,185.00</b>
220,000,000.00	344,655,066.50
-	13,606,118.50
<b>210,000,000.00</b>	<b>367,963,836.00</b>
210,000,000.00	367,963,836.00
-	<b>14,000,000.00</b>
-	14,000,000.00



















**411208 - Ishielu Local Government, Ebonyi State - 2025 Budget: Total Revenue by Administrative Un**

<b>Code</b>	<b>Adminstrative Unit</b>
	<i><b>Total Revenue</b></i>
<b>020000000000</b>	<b>ECONOMIC SECTOR</b>
<b>022000000000</b>	<b>DEPARTMENT FINANCE AND SUPPLIES</b>
022000100100	DEPARTMENT FINANCE AND SUPPLIES



















it

2023 Full Year Actuals	2024 Approved Budget	2024 Performance January to June
<u>2,672,720,592.80</u>	<u>3,924,838,996.65</u>	<u>2,082,743,553.32</u>
2,672,720,592.80	3,924,838,996.65	2,082,743,553.32
2,672,720,592.80	3,924,838,996.65	2,082,743,553.32
2,672,720,592.80	3,924,838,996.65	2,082,743,553.32



















		<b>2025 Approved Budget</b>
-	-	<b><u>7,672,060,338.94</u></b>
-	-	<b>7,672,060,338.94</b>
-	-	<b>7,672,060,338.94</b>
-	-	7,672,060,338.94



















-	-
-	-
-	-
-	-



















**411208 - Ishielu Local Government, Ebonyi State - 2025 Budget: Total Revenue by Economic Classification**

<b>Code</b>	<b>Economic</b>	<b>2023 Full Year Actuals</b>
<b>1</b>	<b>REVENUE</b>	<b>2,672,720,592.80</b>
<b>11</b>	<b>GOVERNMENT SHARE OF FAAC</b>	<b>2,649,239,001.80</b>
<b>1101</b>	<b>GOVERNMENT SHARE OF FAAC</b>	<b>2,649,239,001.80</b>
<b>110101</b>	<b>LOCAL GOVERNMENT SHARE OF STATUTORY REVENUES</b>	<b>1,521,580,097.50</b>
11010101	STATUTORY ALLOCATION	1,521,580,097.50
<b>110102</b>	<b>LOCAL GOVERNMENT SHARE OF VAT</b>	<b>966,050,863.64</b>
11010201	SHARE OF VAT	966,050,863.64
<b>110103</b>	<b>LOCAL GOVERNMENT SHARE OF OTHER FAAC REVENUES</b>	<b>161,608,040.66</b>
11010302	Exchange Gain	3,881,459.09
11010303	Other FAAC	157,726,581.57
<b>12</b>	<b>INDEPENDENT REVENUE</b>	<b>23,481,591.00</b>
<b>1201</b>	<b>TAX REVENUE</b>	-
<b>120101</b>	<b>PERSONAL TAXES</b>	-
12010104	Community or Poll Taxes	-
<b>1202</b>	<b>NON-TAX REVENUE</b>	<b>23,481,591.00</b>
<b>120201</b>	<b>LICENCES - GENERAL</b>	<b>23,481,591.00</b>
12020101	Bicycle License	-
12020102	Canoe License	-
12020105	Hawker Permit License	-
12020106	Liquor License	-
12020107	Palm wine Tappers/Selling License	-
12020109	Native Liquor License	-
12020113	Motor Cyclist License	-
12020116	Kiosk License	-
12020137	Trade License	23,481,591.00
12020140	Sand, Granite, Iron, Sellers License	-
12020166	Advertisement Rate License (Sign Post)	-
<b>120204</b>	<b>FEES- GENERAL</b>	-
12020402	Slaughter/Abattoir Fees	-
12020413	Birth & Death Registration Fees(Not applicable)	-
12020415	General Contractor Registration Fees	-
12020424	Motor Park Fees(As applicable)	-
12020425	Market Fees(As applicable)	-

12020433	Certificate of Origin/Affidavit	-
12020436	Other Registration not Specified above(As applicable)	-
12020439	Commercial Motor Vehicle/Motor Cycle/Tricycle Stickers Fees	-
<b>120207</b>	<b>EARNINGS -GENERAL</b>	<b>-</b>
12020702	Earning from Environmental Sanitation Activities	-
<b>120208</b>	<b>RENT ON GOVERNMENT BUILDINGS - GENERAL</b>	<b>-</b>
12020806	Rent on Government Shops	-
<b>120209</b>	<b>RENT ON LAND &amp; OTHERS - GENERAL</b>	<b>-</b>
12020906	Rent on Government Building / other Premises	-





















































2024 Approved Budget	2024 Performance January to June			2025 Approved Budget
<i>3,924,838,996.65</i>	<i>2,082,743,553.32</i>	-	-	<i>7,672,060,338.94</i>
<i>3,514,660,738.65</i>	<i>1,757,330,369.32</i>	-	-	<i>6,457,010,826.94</i>
<b>3,514,660,738.65</b>	<b>1,757,330,369.32</b>	-	-	<b>6,457,010,826.94</b>
<b>1,171,553,579.55</b>	<b>1,757,330,369.32</b>	-	-	<b>2,152,336,942.31</b>
1,171,553,579.55	1,757,330,369.32	-	-	2,152,336,942.31
<b>781,035,719.70</b>	-	-	-	<b>1,434,891,294.88</b>
781,035,719.70	-	-	-	1,434,891,294.88
<b>1,562,071,439.40</b>	-	-	-	<b>2,869,782,589.75</b>
3,284,339.10	-	-	-	956,594,196.58
1,558,787,100.30	-	-	-	1,913,188,393.17
<b>410,178,258.00</b>	<b>325,413,184.00</b>	-	-	<b>1,215,049,512.00</b>
<b>8,266,524.00</b>	<b>11,023,908.00</b>	-	-	<b>27,219,528.00</b>
<b>8,266,524.00</b>	<b>11,023,908.00</b>	-	-	<b>27,219,528.00</b>
8,266,524.00	11,023,908.00	-	-	27,219,528.00
<b>401,911,734.00</b>	<b>314,389,276.00</b>	-	-	<b>1,187,829,984.00</b>
<b>289,922,162.00</b>	<b>182,965,116.00</b>	-	-	<b>791,742,762.00</b>
5,205,800.00	6,957,552.00	-	-	17,179,140.00
6,102,440.00	8,155,912.00	-	-	20,138,052.00
15,198,700.00	20,313,064.00	-	-	50,155,710.00
6,120,440.00	2,907,209.00	-	-	17,384,406.00
8,998,305.00	12,026,232.00	-	-	33,512,754.00
6,120,440.00	8,179,969.00	-	-	20,197,452.00
3,288,900.00	4,395,616.00	-	-	10,853,370.00
-	1,039,445.00	-	-	3,118,335.00
18,138,055.00	8,615,576.00	-	-	48,972,747.00
208,548,032.00	104,274,016.00	-	-	531,797,490.00
12,201,050.00	6,100,525.00	-	-	38,433,306.00
<b>54,888,395.00</b>	<b>64,625,624.00</b>	-	-	<b>229,846,647.00</b>
2,941,215.00	3,930,933.00	-	-	9,706,008.00
506,388.00	676,790.00	-	-	1,671,081.00
936,681.00	1,251,874.00	-	-	3,091,047.00
16,310,105.00	22,068,455.00	-	-	53,823,345.00
12,721,531.00	17,002,354.00	-	-	41,981,052.00

1,161,715.00	1,552,632.00	-	-	3,833,658.00
-	-	-	-	56,351,646.00
20,310,760.00	18,142,586.00	-	-	59,388,810.00
<b>632,333.00</b>	<b>316,166.00</b>	-	-	<b>2,086,698.00</b>
632,333.00	316,166.00	-	-	2,086,698.00
<b>19,480,000.00</b>	<b>26,035,020.00</b>	-	-	<b>64,284,000.00</b>
19,480,000.00	26,035,020.00	-	-	64,284,000.00
<b>36,988,844.00</b>	<b>40,447,350.00</b>	-	-	<b>99,869,877.00</b>
36,988,844.00	40,447,350.00	-	-	99,869,877.00













































































































**411208 - Ishielu Local**

<b>Code</b>
<b>01</b>
<b>011</b>
01101
<b>02</b>
<b>021</b>
02101
<b>04</b>
<b>041</b>
04101
<b>10</b>
<b>101</b>
10101
10102
10103







**Government, Ebonyi State - 2025 Budget: Total Revenue by Fund**

<b>Fund</b>
<i>Total Revenue (including Capital Receipts, excluding Open Balance)</i>
<b>FEDERATION ACCOUNT</b>
<b>FAAC DIRECT ALLOCATION</b>
FAAC DIRECT ALLOCATION
<b>CONSOLIDATED REVENUE FUND</b>
<b>MAIN ENVELOP</b>
MAIN ENVELOP - BUDGETARY ALLOCATION
<b>CONTINGENCY FUND</b>
<b>CONTINGENCY FUND MAIN</b>
CONTINGENCY FUND
<b>RETAINED INDEPENDENT REVENUE</b>
<b>RETAINED INDEPENDENT REVENUE</b>
RETAINED INTERNALLY GENERATED REVENUE
PTA CONTRIBUTIONS
SCHOOL LEVIES







**2025 Approved Budget****7,672,060,338.94****2,152,336,942.31****2,152,336,942.31**

2,152,336,942.31

**4,304,673,884.63****4,304,673,884.63**

4,304,673,884.63

**1,148,426,094.00****1,148,426,094.00**

1,148,426,094.00

**66,623,418.00****66,623,418.00**

29,306,226.00

17,179,140.00

20,138,052.00





